


# RayVio XD UV LEDs

---

Medium UV power density in an easy to use format

RayVio XD Series UV LEDs deliver medium power and highly effective distributed UV light with peak spectral wavelength output of 280 nm.

These devices are designed to meet the most demanding and mission critical applications in the healthcare and well being segments.



## Features and Benefits

- Medium output power enables highly distributed UV light
- Industry leading reliability and lifetime.
- Proven effective for disinfection at 280 nm



## Table of Contents

<b>Product Nomenclature .....</b>	<b>3</b>
<b>Product Performance and Characterization .....</b>	<b>3</b>
Typical Optical Characteristics .....	3
<b>Reliability.....</b>	<b>4</b>
<b>Absolute Maximum Ratings .....</b>	<b>4</b>
<b>Typical Characteristic Curves.....</b>	<b>5</b>
<b>Mechanical Dimensions RVXD Star Board .....</b>	<b>6</b>
<b>Mechanical Dimensions RVXD Surface Mount (SM) .....</b>	<b>7</b>
<b>Cautions on Use .....</b>	<b>8</b>
Eye and Skin Safety Guidelines .....	8
Usage and Handling .....	8
Cleaning.....	8
Static Electricity .....	8
Thermal Management.....	9
Recommended Circuit .....	9
<b>About Rayvio .....</b>	<b>9</b>



## Product Nomenclature

Part numbers listed below with part descriptions are used to identify part configuration (subject to change).

Part Number	Part Description
RVXD-280-SM-071005	280nm nominal wavelength, 4mW power output, surface mount
RVXD-280-SB-071005	280nm nominal wavelength, 4mW power output, star board mount

Other wavelengths are available upon request.

## Product Performance and Characterization

### Typical Optical Characteristics

Table 1. Radiant Output Performance Characteristics at  $T_a = 25^\circ\text{C}$

Typical Wavelength (nm)	Part Number	Radiant Output @ 100mA, 25°C			Forward Voltage $V_f$ @ 100 mA		
		Min. (mW)	Typ. (mW)	Max. (mW)	Min. $V_f$	Typ. $V_f$	Max. $V_f$
280	RVXD-280-SM-071005	3	4	5	5	7	8
280	RVXD-280-SB-071005	3	4	5	5	7	8

Table 2. Peak Wavelength Performance Characteristics at  $T_a = 25^\circ\text{C}$

Typical Wavelength (nm)	Part Number	Emission Peak Wavelength		
		Min. (nm)	Typical (nm)	Max. (nm)
280	RVXD-280-SM-071005	275	280	285
280	RVXD-280-SB-071005	275	280	285

## Reliability

Table 3.

Forward Current	% of Nominal Output Power	P70 Reliability	P50 Reliability
50mA	50%	5,000 hours	10,000 hours
70mA	70%	2,500 hours	5,000 hours
100mA (nominal)	100% (nominal)	1,250 hours	2,500 hours

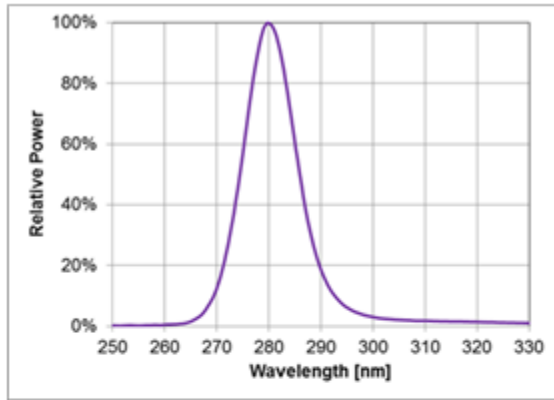
## Absolute Maximum Ratings

Table 4.

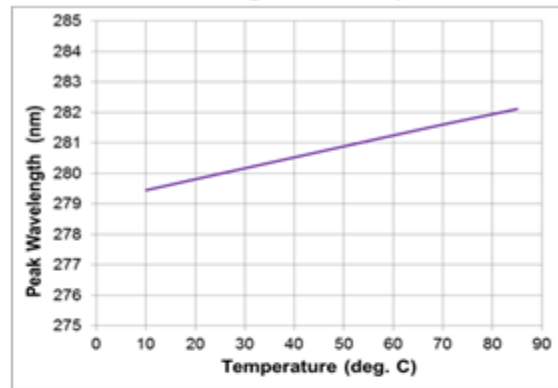
Parameter	Maximum Performance
Power Dissipation	0.8 W
Forward Current	100mA
Junction Temperature, $T_j$	$60^\circ\text{C}$
Storage Temperature	$-30^\circ\text{C}$ to $150^\circ\text{C}$
ESD Sensitivity	$\pm 8\text{kV}$ Human Body Model

## Typical Characteristic Curves

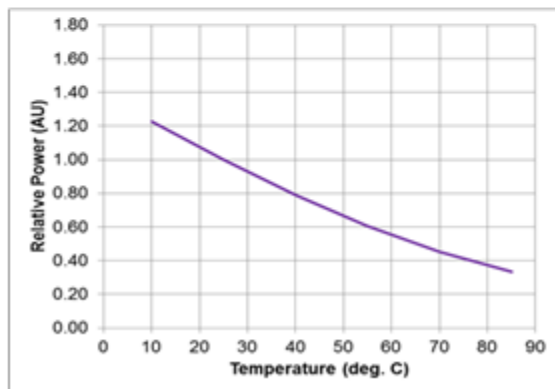
**Spectrum 280nm**



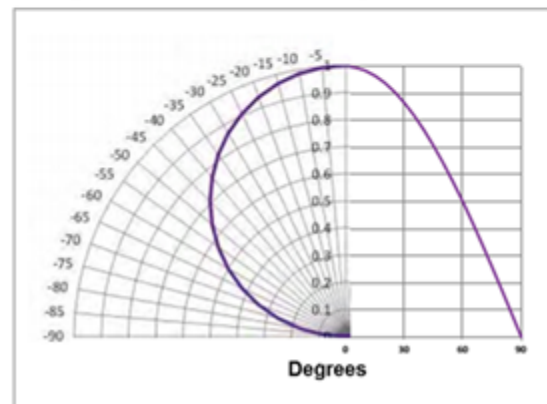
**Peak wavelength vs. Temperature**



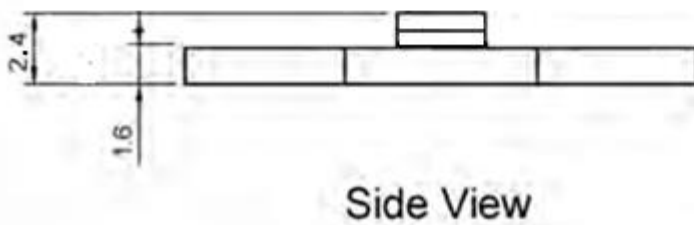
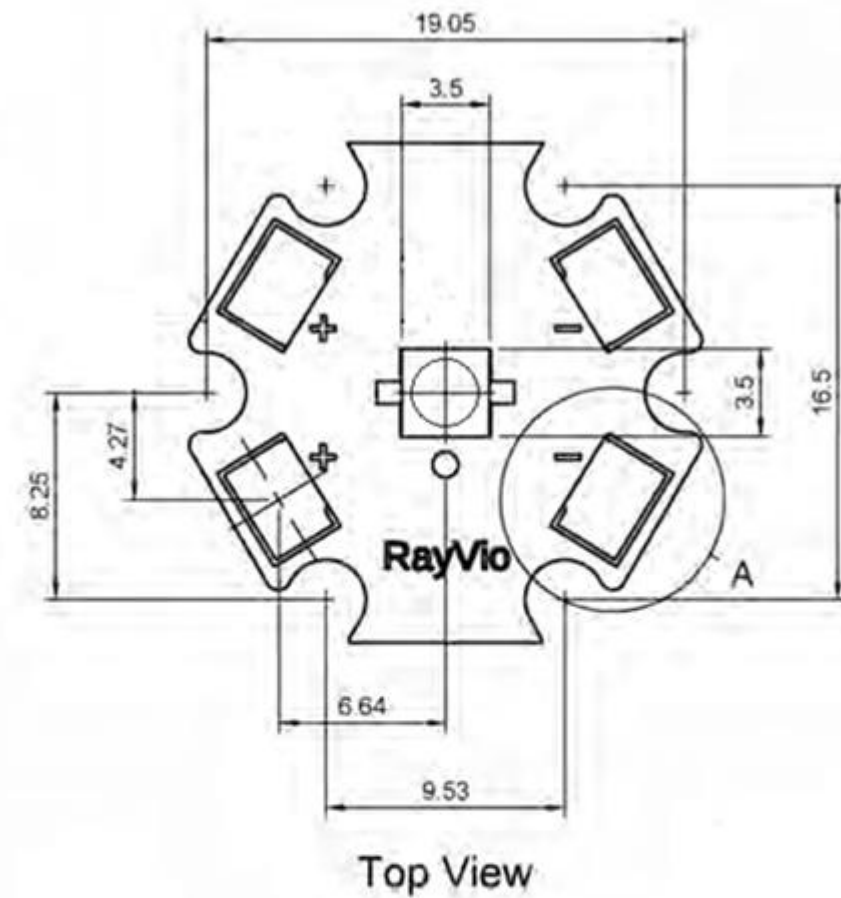
**Radiant Power vs. Temperature**



**Angular Emission Intensity Distribution**



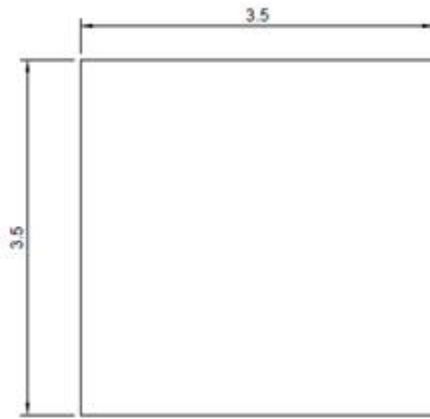
## Mechanical Dimensions RVXD Star Board Mount (SB)



**Notes:**

1. All measurements in millimeters.
2. Tolerances  $\pm 0.2\text{mm}$

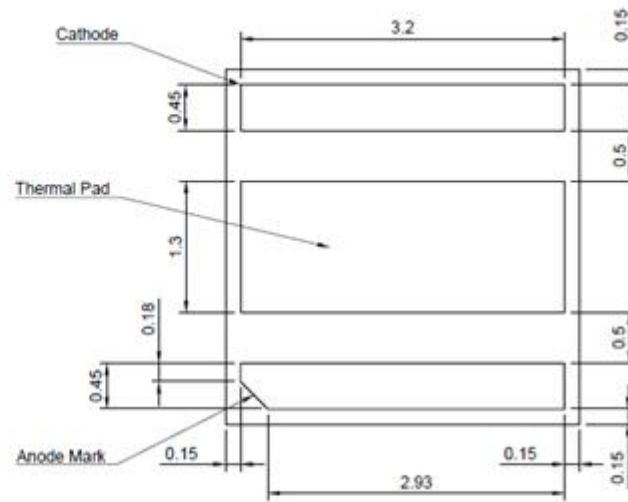
## Mechanical Dimensions RVXD Surface Mount (SM)



Top View



Side View



Bottom View

### Notes:

1. All measurements in millimeters.
2. Tolerances  $\pm 0.2\text{mm}$

## Cautions on Use

### Eye and Skin Safety Guidelines

Do not directly look at the light when the LEDs are on. Proceed with caution to avoid the risk of damage to the eyes when examining the LEDs with optical instruments. Protect your eyes and skin when operating. Equipment should be designed to completely screen or filter UV radiation.

The attached label should be used on products and systems that use UV LEDs.



### Usage and Handling

1. LEDs should be kept away at all times from volatile organic compounds as well as hazardous, acidic, and corrosive substances, such as sulfur, chlorine, hydrofluoric acid, etc. Failure from doing so may result in mechanical degradation of the LED package and/or decrease in electrical and optical performance.
2. Exposure to sudden temperature changes or high humidity level should be avoided.
3. Excessive mechanical force or vibration must be avoided.
4. Extreme care must be observed when handling the LEDs:
  - a) Do not touch the component with bare hands to avoid contamination.
  - b) Do not touch the optical window and/or lens of the LED package with sharp tools, such as tweezers, to avoid scratches.
  - c) To minimize dust accumulation on the optical windows, place LEDs back into the container after usage during storage.
5. Only apply forward electrical current to the LEDs within the specification. Overdriving LEDs or applying reverse current may cause damage to the device.

### Cleaning

1. Do not scrub the LEDs using hard brush or with excessive force.
2. Do not clean LEDs using acetone or trichloroethylene.
3. To clean LEDs, only use soft foam-tip cleanroom swab and isopropyl alcohol with gentle cleaning motions. Distilled water can be used for rinsing, but LEDs must be completely dried (for example with nitrogen blow dry) before they can be used.
4. Electrical and optical measurements are recommended before and after cleaning to ensure that LEDs are not damaged.

### Static Electricity

Wristbands and anti-electrostatic gloves are strongly recommended and all devices, equipment and machinery must be properly grounded when handling the LEDs, which are sensitive to static electricity. Precautions should be taken against surge voltage to the equipment that mounts the LEDs. Unusual characteristics such as significant increase of current leakage, decrease of turn-on voltage, or non-operation at a low current can occur when the LED is damaged.

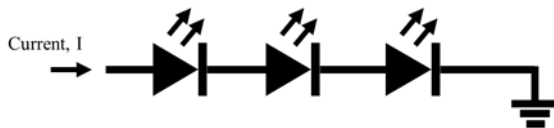


## Thermal Management

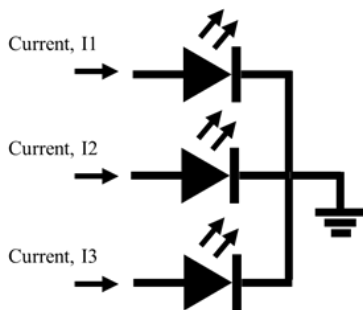
1. Careful design of thermal management system is required for optimal performance of the LEDs.
2. Air- or water-cooled system may be used in conjunction with the heat sink.
3. The thermal management system must be designed such that the LED temperature doesn't surpass the maximum junction temperature.

## Recommended Circuit

Operation in series mode:



Recommended operation in parallel mode:



## About Rayvio

RayVio Corp. is an advanced health and hygiene company that delivers clean water and environments. RayVio helps protect billions from germs and creates new markets and revenue streams by enabling a new class of products. Its powerful and efficient UV LED technology can be integrated into a variety of applications, powering versatile on-demand solutions that give consumers control over health without chemicals or costly consumables. To learn more, please visit [www.rayvio.com](http://www.rayvio.com).